

February 25, 2019 Status Report

AAII DELAWARE SIG PORTFOLIO

Summary Status of Portfolio

◎ January Activity

- For Analog Devices, Bruce provided new limits of \$82.80 and \$122.67
- AT&T Dividend of \$0.52/share on 1/9
- **Edwards Lifesciences closed at 228.92 yesterday (stop-loss 230) and was sold**
- Abbott Labs dividend of \$0.36/share on 1/14

◎ February Activity

- L3 Harris (LHX) closed above our 225.13 goal on 2/6-2/19 but is now at 219.06
- Microsoft (MSFT) above 170 goal (even after Monday!) and needs new goal/stop. Also \$0.51/share dividend
- Analog Devices (ADI) met goal of 122.67 in Feb but has dropped back down

Portfolio Summary

Page 1

Portfolio Holdings AII Delaware SIG Holdings as of 02/24/2020

02/24/20

Type/Security	Quantity	Unit Cost	Total Cost	Market Price	Market Value	% of Port.	Unrealized Gain/Loss	% G/L	Estimated Income	Est. Yield	P/E
AII Model Cash	57,464.28000		57,464.28		57,464.28	56.42	0.00	0.0	0.00	0.0	
Medical Properties T	284.00000	17.550	4,984.20	23.940	6,798.96	6.67	1,814.76	36.4	284.00	4.2	8.7
Microsoft Corporatio	35.00000	139.440	4,880.40	170.890	5,981.15	5.87	1,100.75	22.6	64.40	1.1	81.0
AT&T Inc.	153.00000	32.600	4,987.80	38.050	5,821.65	5.72	833.85	16.7	312.12	5.4	16.0
Analog Devices Inc.	45.00000	110.510	4,972.95	117.360	5,281.20	5.18	308.25	6.2	97.20	1.8	29.8
L3Harris Technologie	24.00000	201.010	4,824.24	219.060	5,257.44	5.16	433.20	9.0	65.76	1.3	28.9
MGE Energy Inc.	66.00000	75.000	4,950.00	79.150	5,223.90	5.13	273.90	5.5	93.06	1.8	32.2
Medtronic plc.	46.00000	107.550	4,947.30	111.350	5,122.10	5.03	174.80	3.5	99.36	1.9	34.1
Abbott Laboratories	58.00000	85.970	4,986.26	84.630	4,908.54	4.82	-77.72	-1.6	74.24	1.5	46.0
Totals:			<u>96,997.43</u>		<u>101,859.22</u>		<u>4,861.79</u>	<u>5.0</u>	<u>1,090.14</u>	<u>1.1</u>	<u>34.1</u>

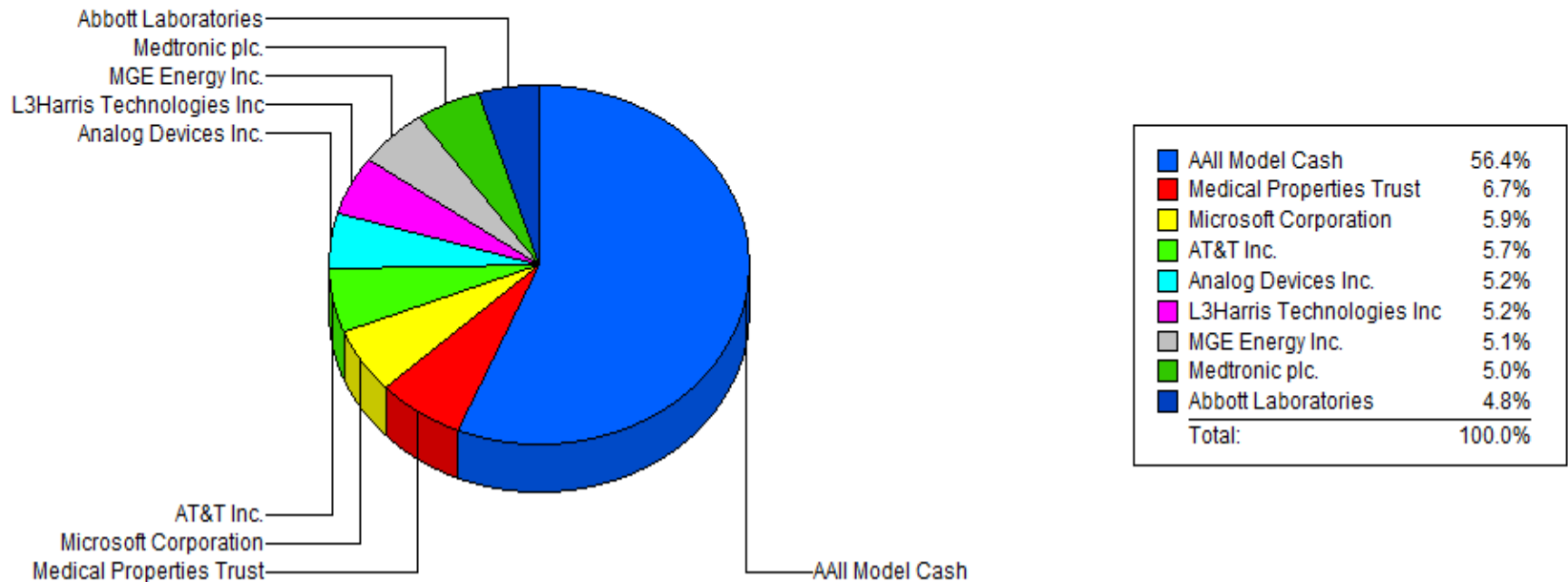
Portfolio Summary

Page 2

Portfolio Holdings AAll Delaware SIG Holdings as of 02/24/2020

02/24/20

Percent of Portfolio



Portfolio Performance

Page 1

Performance Report
AAll Delaware SIG
IRR Period - As of 02/24/2020
Provided by Thomas Lapp

02/24/20

Type/Security	Beginning Activity Date	Ending Activity Date	Unrealized Gain/Loss	Realized Gain/Loss	Ending Market Value	Income Received	IRR For Period	Annualized IRR
Money Market Funds								
AAll Model Cash	01/31/18		0.00	0.00	57,464.28	0.00		
Subtotal for Money Market Funds			0.00	0.00	57,464.28	0.00		
Common Stocks								
Abbott Laboratories	11/27/19		-77.72	0.00	4,908.54	20.88	-1.14	-4.55
Alaska Air Group Inc.	05/01/19	12/04/19	0.00	386.40	0.00	84.00	9.56	16.52
Analog Devices Inc.	10/30/19		308.25	0.00	5,281.20	46.80	7.18	23.91
AT&T Inc.	06/25/19		833.85	0.00	5,821.65	156.06	20.32	31.73
Edwards Lifesciences Corp	11/27/19	01/28/20	0.00	-343.20	0.00	0.00	-6.96	-34.17
Five Below Inc.	02/28/19	03/07/19	0.00	-207.46	0.00	0.00	-4.21	-85.96
Fox Factory Holding Corp.	05/02/19	05/20/19	0.00	-568.96	0.00	0.00	-11.45	-90.34
FS Bancorp Inc.	07/24/18	10/12/18	0.00	-861.60	0.00	0.00	-17.21	-57.30
Inogen Inc	07/24/18	10/09/18	0.00	-33.84	0.00	0.00	-1.34	-6.12
Kellogg Company	09/26/19	10/02/19	0.00	-136.29	0.00	0.00	-2.73	-76.44
L3Harris Technologies Inc.	07/30/19		433.20	0.00	5,257.44	36.00	9.77	17.59
Malibu Boats	04/26/18	07/20/18	0.00	1,099.50	0.00	0.00	34.06	246.96
Medical Properties Trust I	05/01/19		1,814.76	0.00	6,798.96	144.84	40.10	50.72
Medtronic plc.	10/30/19		174.80	0.00	5,122.10	24.84	4.05	13.05
MGE Energy Inc.	08/28/19		273.90	0.00	5,223.90	46.60	6.52	13.58
Microsoft Corporation	09/26/19		1,100.75	0.00	5,981.15	35.70	23.34	65.49
Oshkosh Corporation (Hol	07/30/19	08/13/19	0.00	-788.24	0.00	0.00	-15.87	-98.51
Paycom Software	04/26/18	05/31/18	0.00	-144.00	0.00	0.00	-6.42	-48.96
Paysign Inc.	06/25/19	11/21/19	0.00	-1,321.60	0.00	0.00	-26.45	-52.64
Sketchers	04/26/18	07/21/18	0.00	-89.00	0.00	0.00	-6.12	-23.27
Trex Company Inc.	08/30/18	10/02/18	0.00	-590.00	0.00	0.00	-11.88	-74.29
Subtotal for Common Stocks			4,861.79	-3,598.29	44,394.94	595.72		
Total for Portfolio(s)			4,861.79	-3,598.29	101,859.22	595.72	1.86	0.89

24-Feb-2020

Open 23.80 High 24.13 Low 23.74 Close 23.94 Volume 3.4M Chg -0.21 (-0.87%)

▲ RSI(14) 73.73

MPW (Weekly) 23.94

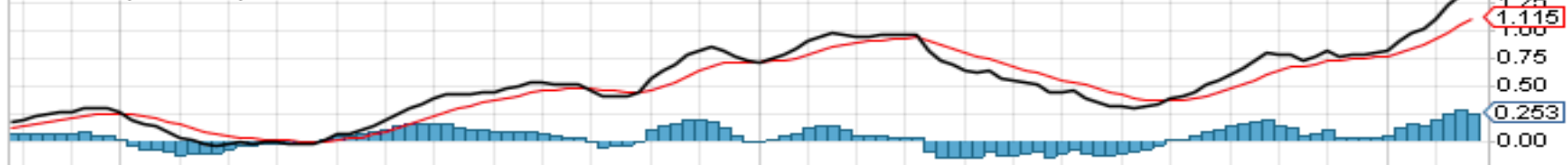
— MA(10) 22.52

— MA(50) 19.24

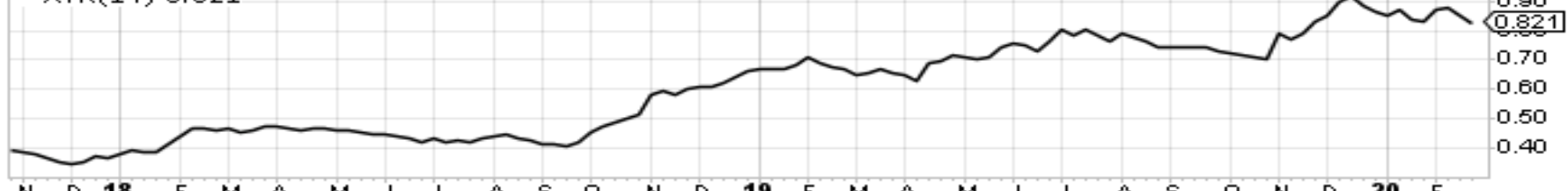
■ Volume 3,401,246



— MACD(12,26,9) 1.367, 1.115, 0.253



— ATR(14) 0.821



24-Feb-2020

Open 37.99 High 38.51 Low 37.98 Close 38.05 Volume 34.9M Chg -0.50 (-1.30%)

▲ RSI(14) 56.86

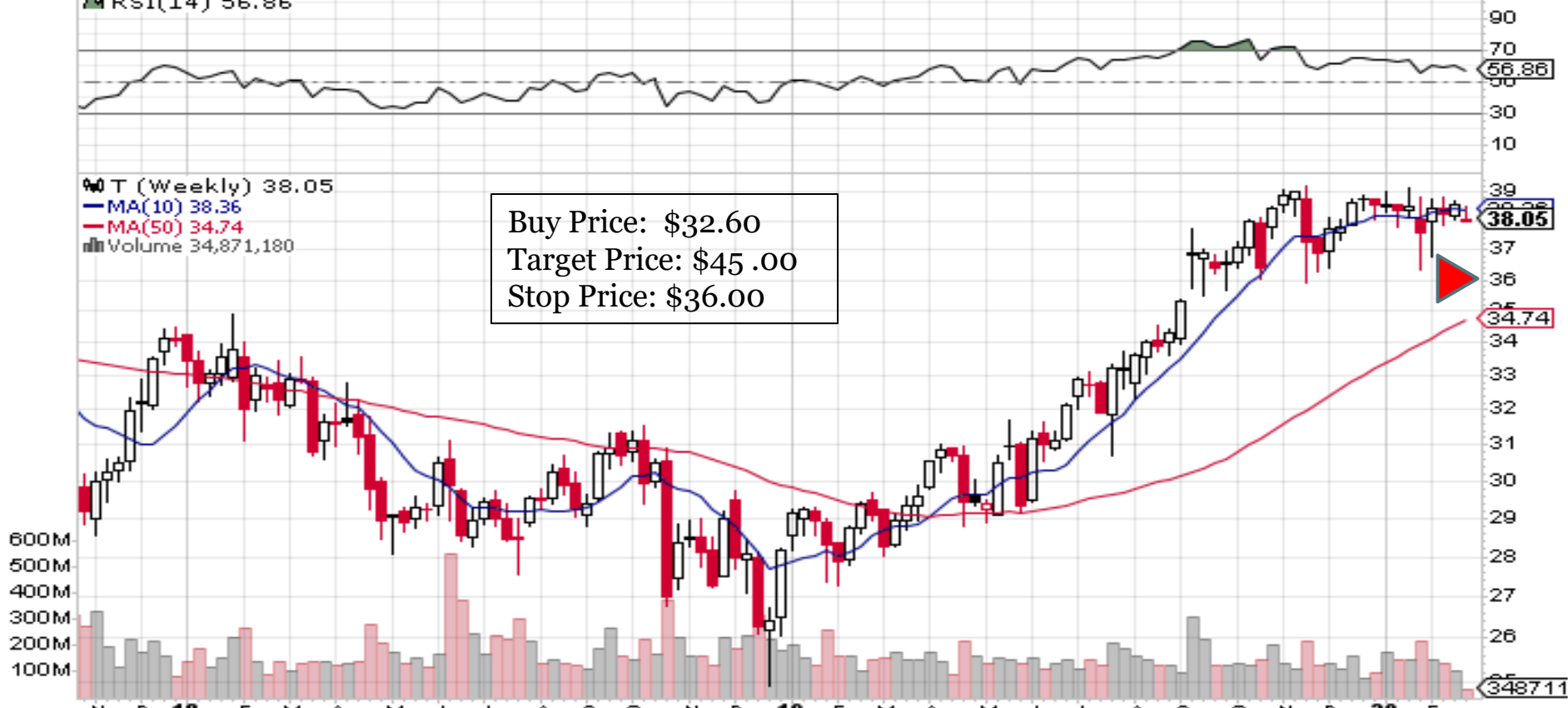
Ⓢ T (Weekly) 38.05

— MA(10) 38.36

— MA(50) 34.74

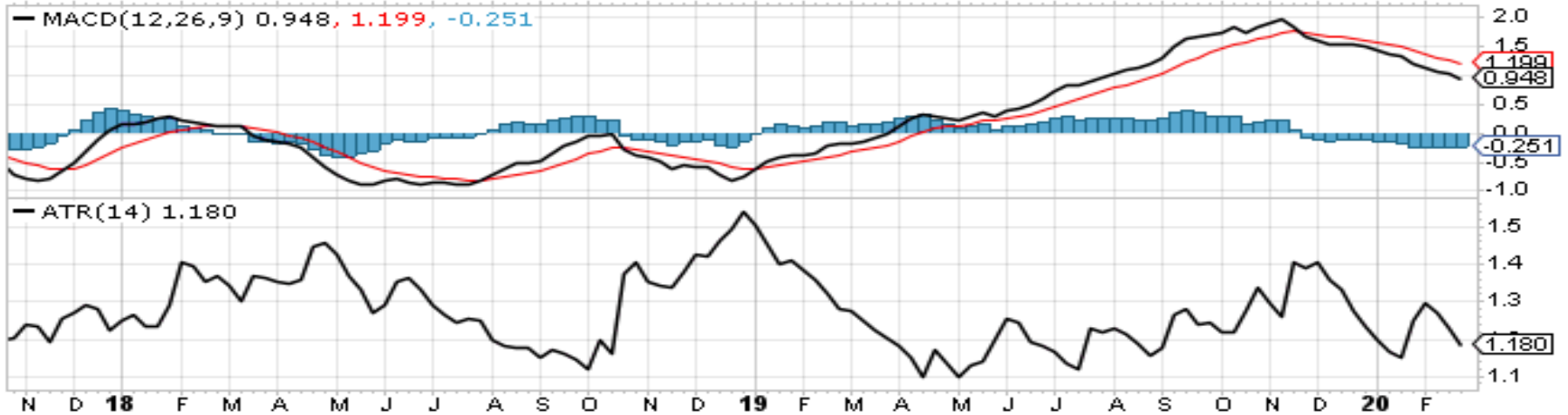
■ Volume 34,871,180

Buy Price: \$32.60
Target Price: \$45.00
Stop Price: \$36.00



— MACD(12,26,9) 0.948, 1.199, -0.251

— ATR(14) 1.180



24-Feb-2020

Open 218.18 High 220.75 Low 216.83 Close 219.06 Volume 1.2M Chg -3.74 (-1.68%)

▲ RSI(14) 58.94

📊 LHX (Weekly) 219.06

— MA(10) 218.65

— MA(50) 197.79

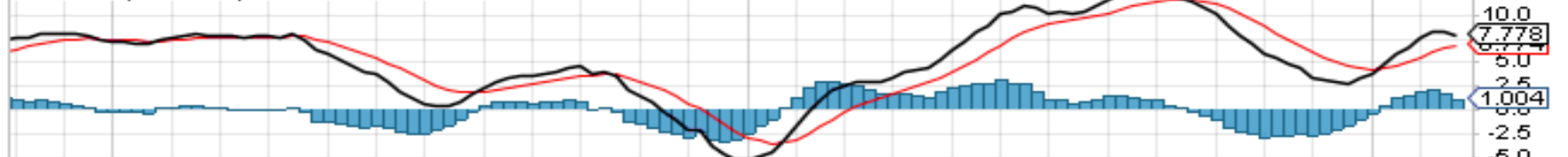
📊 Volume 1,185,480

Owner: Bruce

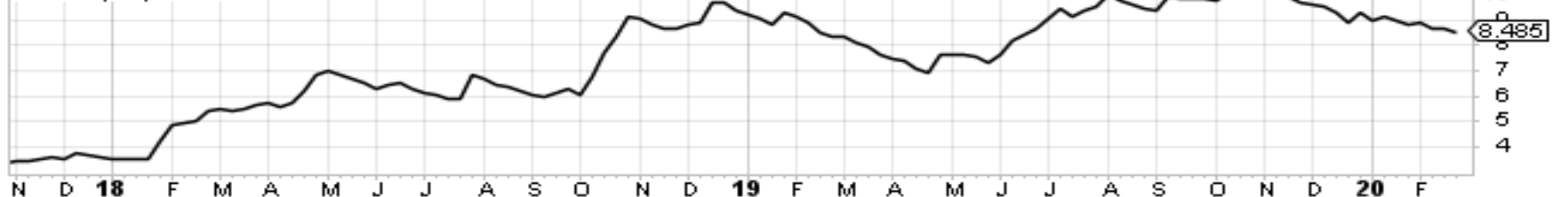
Buy Price: \$201.01
Target Price: \$225.13
Stop Price: \$173.00



— MACD(12,26,9) 7.778, 6.774, 1.004



— ATR(14) 8.485



24-Feb-2020

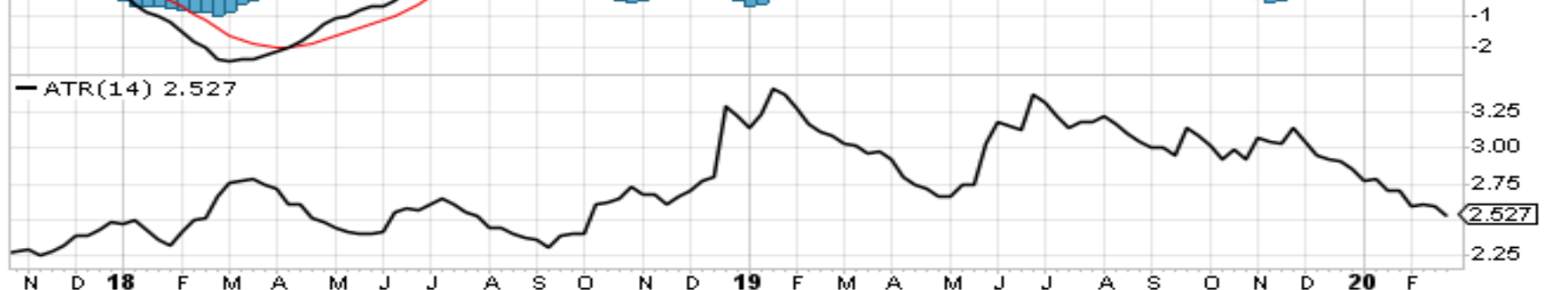
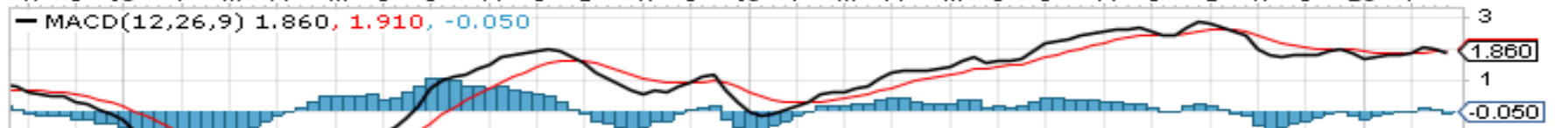
Open 80.35 High 80.68 Low 79.14 Close 79.15 Volume 83.0K Chg -1.68 (-2.08%)

▲ RSI(14) 55.88

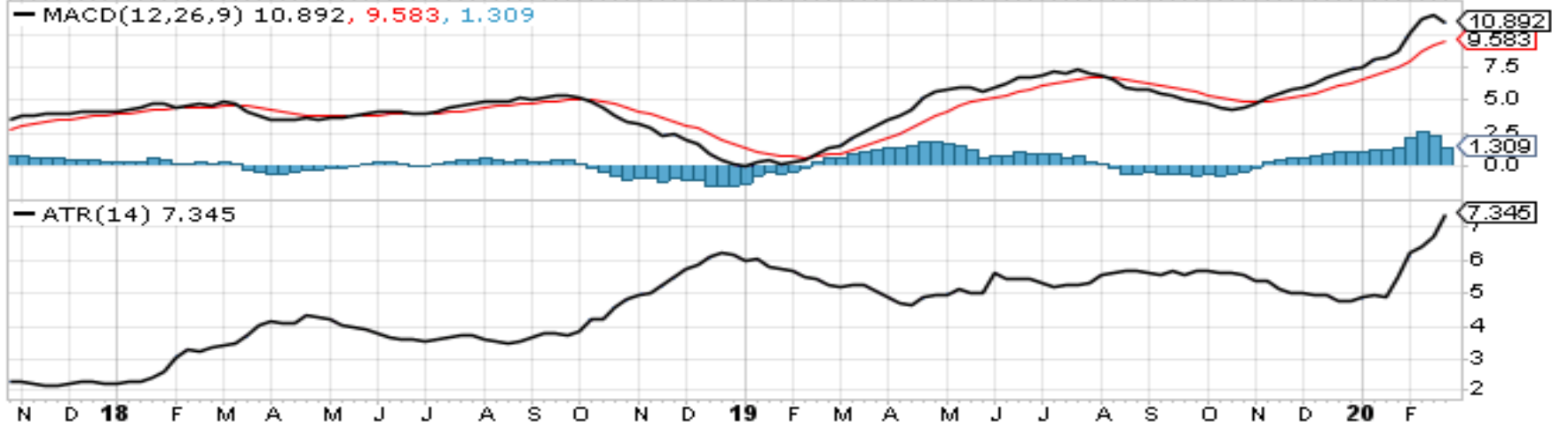
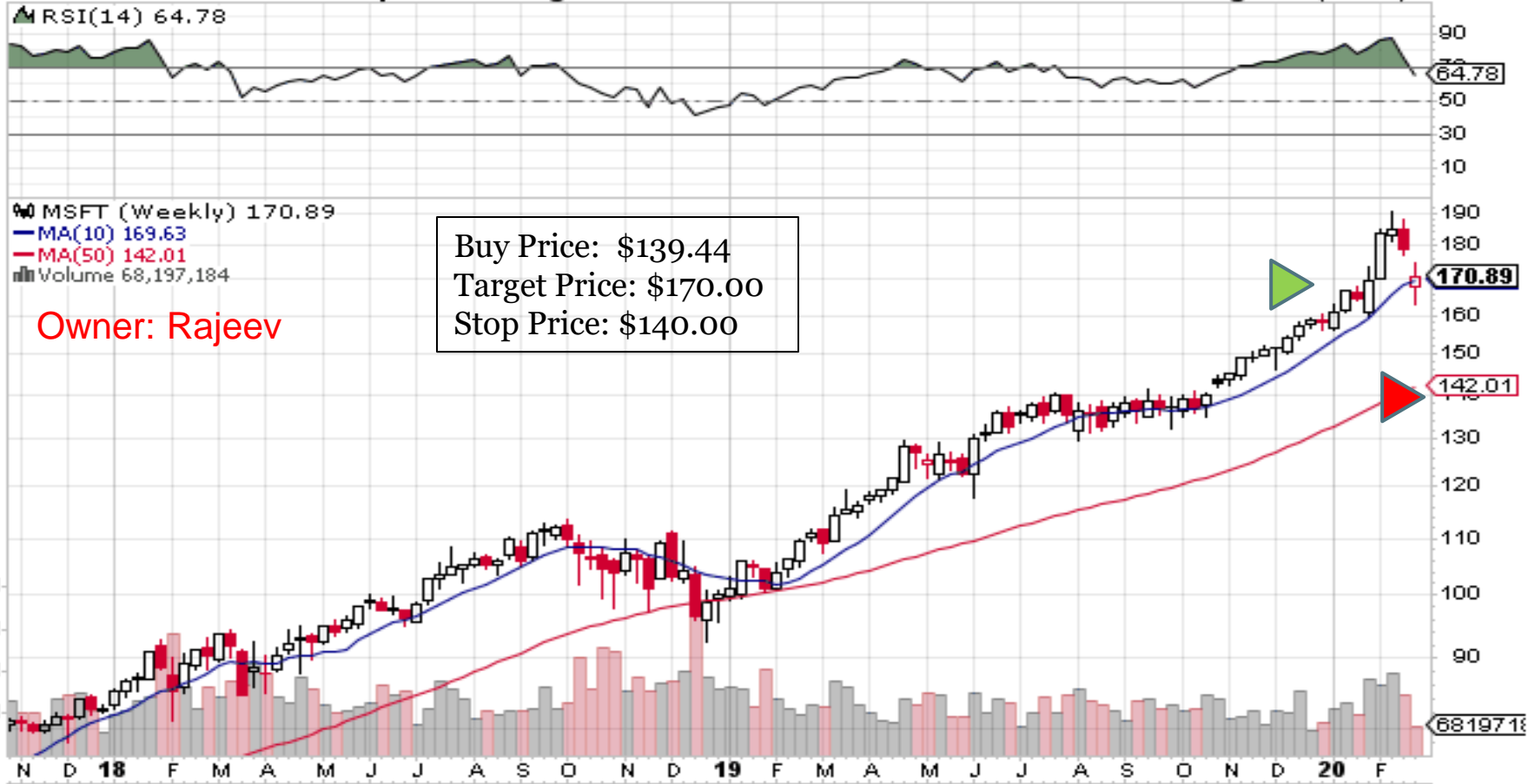
MGEE (Weekly) 79.15
MA(10) 79.48
MA(50) 74.00
Volume 83,019

Owner: Bruce

Buy Price: \$75.00
Target Price: \$83.24
Stop Price: \$66.00



24-Feb-2020 **Open** 167.77 **High** 174.55 **Low** 163.23 **Close** 170.89 **Volume** 68.2M **Chg** -7.70 (-4.31%)



24-Feb-2020

Open 119.34 High 119.69 Low 116.97 Close 117.36 Volume 3.0M Chg -5.40 (-4.40%)

▲ RSI(14) 53.63

AD ADI (Weekly) 117.36

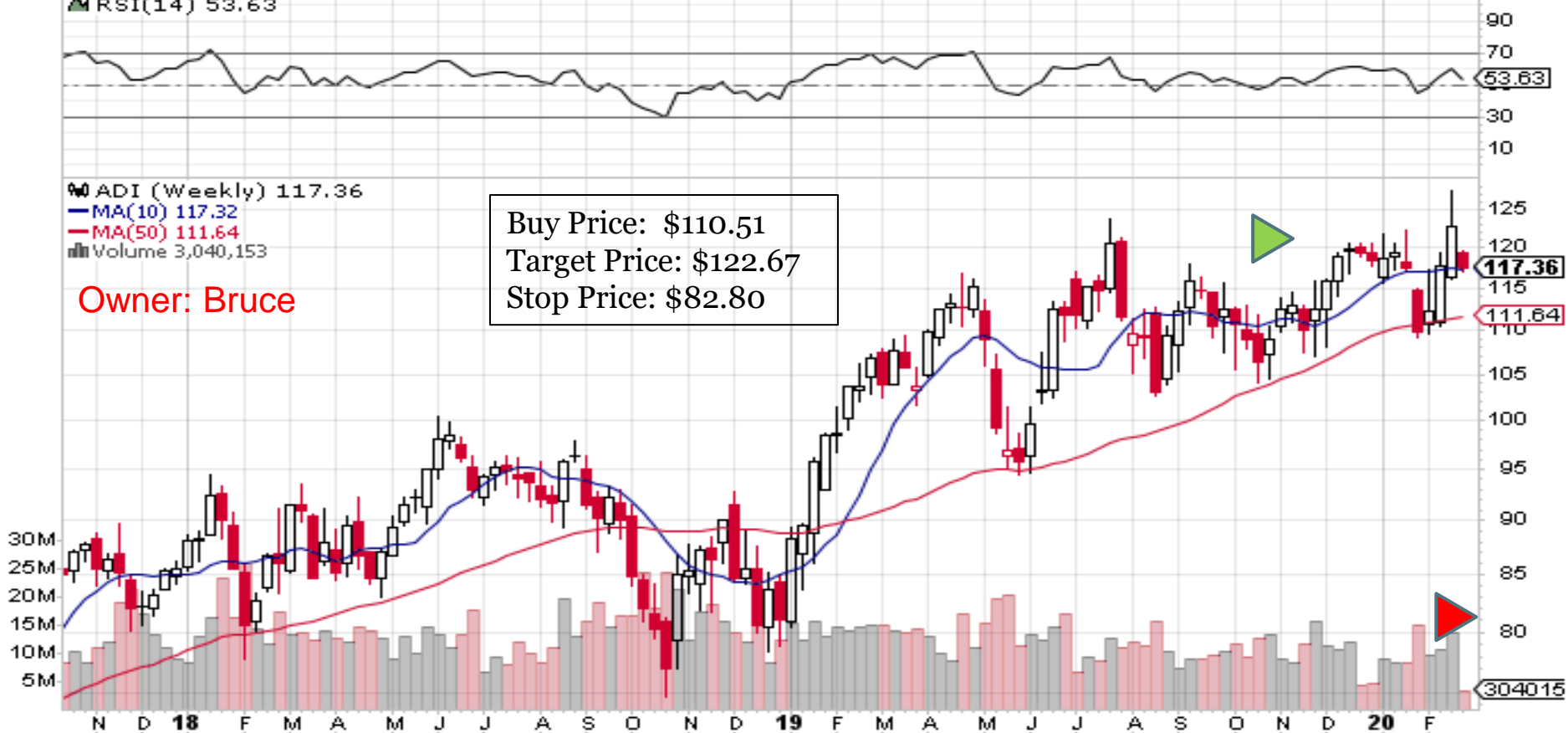
— MA(10) 117.32

— MA(50) 111.64

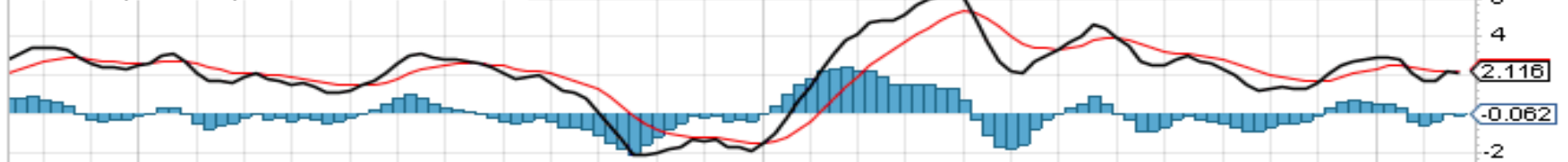
■ Volume 3,040,153

Owner: Bruce

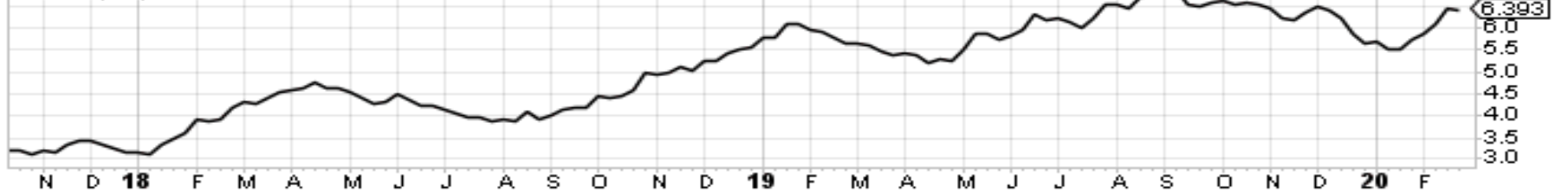
Buy Price: \$110.51
Target Price: \$122.67
Stop Price: \$82.80



— MACD(12,26,9) 2.116, 2.178, -0.062



— ATR(14) 6.393



24 Feb-2020

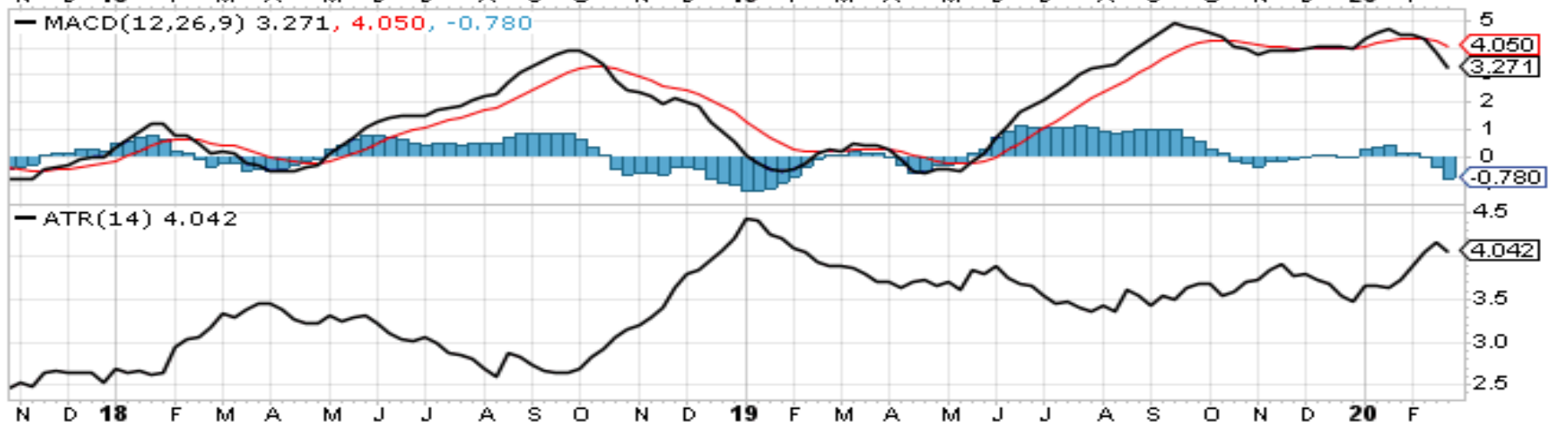
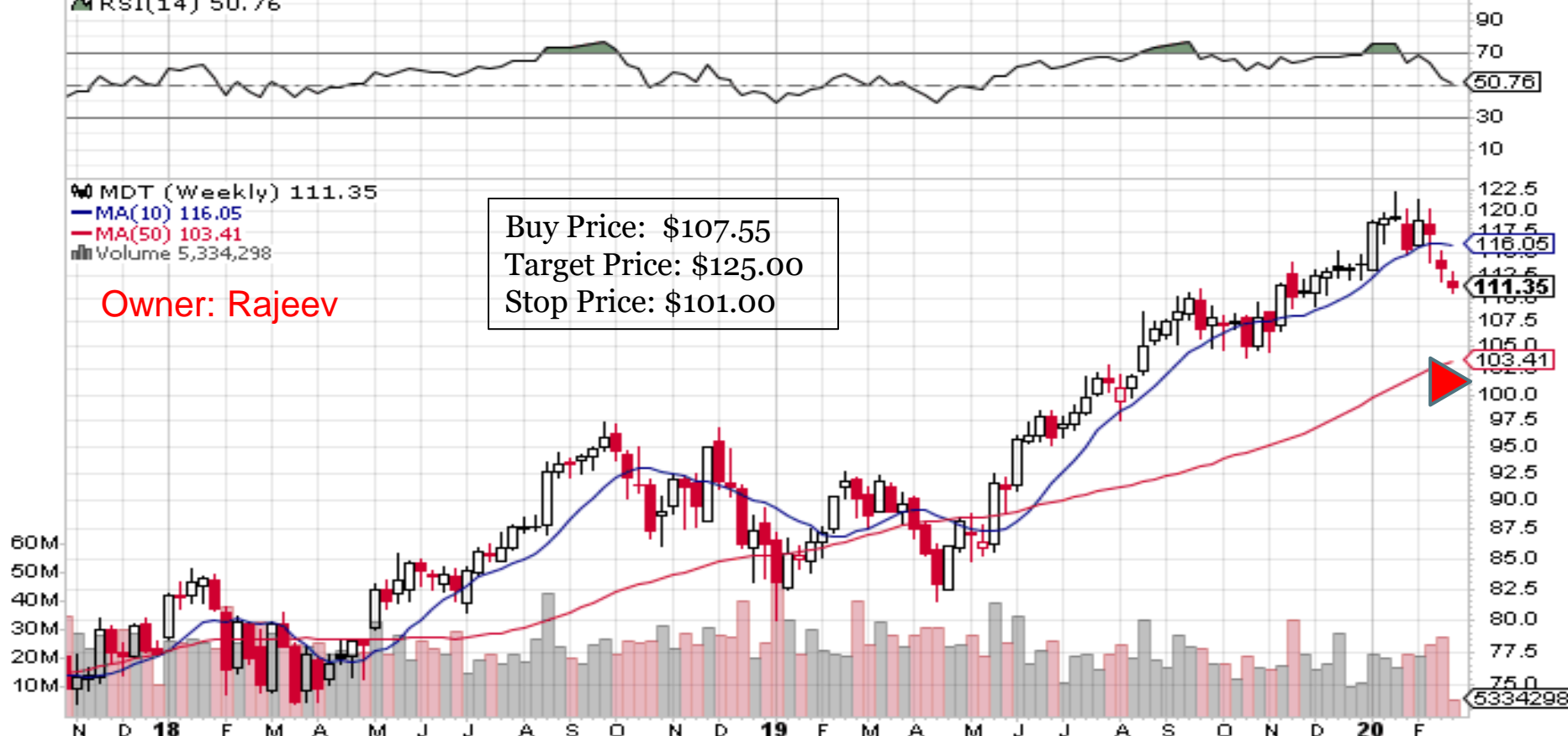
Open 111.90 High 112.87 Low 110.70 Close 111.35 Volume 5.3M Chg -1.93 (-1.70%)

RSI(14) 50.76

MDT (Weekly) 111.35
MA(10) 116.05
MA(50) 103.41
Volume 5,334,298

Owner: Rajeev

Buy Price: \$107.55
Target Price: \$125.00
Stop Price: \$101.00



24-Feb-2020

Open 85.45 High 85.67 Low 84.07 Close 84.63 Volume 5.5M Chg -2.82 (-3.22%)

▲ RSI(14) 48.88

📊 ABT (Weekly) 84.63

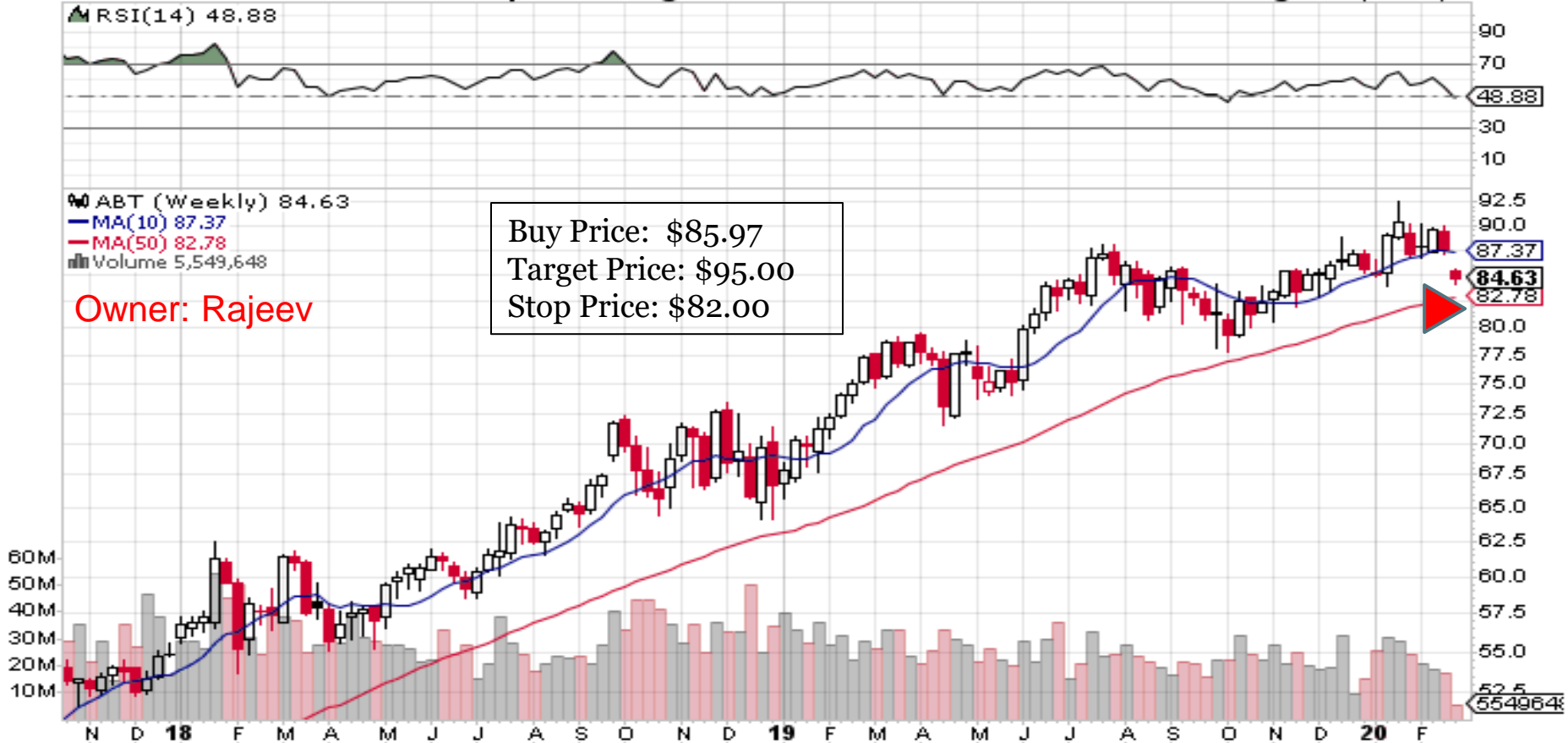
— MA(10) 87.37

— MA(50) 82.78

📊 Volume 5,549,648

Owner: Rajeev

Buy Price: \$85.97
Target Price: \$95.00
Stop Price: \$82.00



— MACD(12,26,9) 1.501, 1.707, -0.206

— ATR(14) 3.145

